

ALL THE RIGHT
CONNECTIONS

SAHATHAI
T E R M I N A L




INTERNATIONAL AND INDEPENDENT

OPENED IN 2007, SAHATHAI TERMINAL HAS GROWN INTO AN INTEGRATED MULTIPURPOSE RIVER PORT TERMINAL SPANNING MORE THAN 40 ACRES.

From day one, our mission has been to connect importers and exporters, forwarders and carriers to Bangkok, the Eastern Seaboard, Asian and global markets – quickly, efficiently, affordably, and in an environmentally sound manner.

Our intermodal hub on the Chao Phraya River is strategically located at the Industrial Ring Road Bridge. From here, container and bulk shipments are transported to and from overseas destinations by direct call ships, and shuttled by barge to and from larger vessels at Laem Chabang deep sea port, circumventing inner Bangkok and reducing the time and cost of trucking.

TODAY, OUR CUSTOMERS RELY ON OUR ABILITY TO MEET THEIR REQUIREMENTS WITH A FULL RANGE OF SOLUTIONS AND SUPPORT SERVICES – ALL OF WHICH MEET INTERNATIONAL BEST PRACTICE STANDARDS WHILE ALLOWING THE FLEXIBILITY THAT ONLY AN INDEPENDENT OPERATOR CAN OFFER.



WITH MORE THAN FOUR DECADES OF EXPERIENCE AS A MANUFACTURER,
WE UNDERSTAND THE PRIORITIES – AND PROBLEMS – OF IMPORTERS AND EXPORTERS
AND THE VITAL ROLE A TERMINAL CAN PLAY.

INTEGRATED SERVICES



International Multipurpose Terminal

- **Total berth length:** 300 meters
- **Maximum Draft at Lowest Tide:** 8 meters
- **Maximum vessel size:** 172 meters* alongside
- **Terminal area:** 168,000 square meters

*According to Marine Dept. Regulations



CFS/CY

- 56,000 square meters of storage space for laden containers
- Container stuffing facility and equipment for palletized and non-palletized cargoes.



Container Depot

- More than 24,000 square meters of empty container storage space.



Container Maintenance and Repair

- On-site inspection, cleaning, maintenance, repair and upgrade



Coastal Barge Services

- Adequate Berth Lengths
- **Maximum Draft at Lowest Tide:** 4.5 meters
- Daily barge services between Sahathai and Laem Chabang



Inland Waterway and Coastal Sea Transportation

- Breakbulk/Lighter Services for heavy, extra-large & less-value
- Supports all types of conventional and container cargo
- Direct transfer between container vessels and lighters
- Supports a wide range of lighter sizes
- Lighters with or without propulsion



Free Trade Zone Facility

- On-site free zone for seamless port/cargo operations
- Dedicated area for FCL and LCL cargo
- Easy re-exporting procedures
- Only 200 meters from terminal
- Unlimited storage time



On-Site Thai Customs House

- One-stop customs clearance for imports and exports*
- Free zone customs-free clearance
- Electronic Data Interchange (EDI)

*Customs registration name: Actu-Lum Co., Ltd.,
Port code: THSHT (0513)



General Warehouse Facility

- Domestic cargo warehouse
- Import cargo warehouse
- Free Zone warehouse
- Consolidation cargo warehouse

PERSONALIZED PARTNERSHIPS



OUR FIRST-HAND EXPERIENCE WITH CUSTOMER NEEDS
ALLOWS US TO PROVIDE TOTAL SERVICE PACKAGES THAT ARE
TAILOR-MADE TO MEET THE REQUIREMENTS OF YOUR BUSINESS.

From carriers who appreciate our accessibility and efficiency, to importers, exporters and forwarders who appreciate our integrated transport and logistics services, everyone appreciates the integrity and support of our dedicated **Customer Service Department.**



At Sahathai, our customer service philosophy is simple: to provide the finest and most competitive, efficient and cost-effective cargo handling services and solutions. To meet the requirements of our increasingly diversified customer base, we continuously strive to improve these services and solutions, with trust and integrity the foundation for lasting business relationships.

PROVIDING THE SUPPORT YOU NEED
WHEN YOU NEED IT.



THE RIGHT TOOLS IN THE RIGHT HANDS

A vast multipurpose terminal spanning 168,000 square meters, the private Sahathai Terminal contains container maintenance & repair facility, on-site customs clearance, and the full complement of marine terminal equipment and expert personnel.



Gantry Cranes

Our ship-to-shore gantry cranes each have a lifting capacity of 40 tons with lifting rates in excess of 25 moves per hour.



Mobile Harbor Cranes

Mobile harbor cranes each with 40-ton capacity can serve the needs of conventional and oversized cargo.



Rubber Tyred Gantries

RTGs maximize our yard capabilities and reduce container handling turn-around times.



Reach Stackers

A fleet of 42-ton reach-stackers provide flexible container transfers within the terminal.



Empty Container Handlers

16-ton empty handlers optimize our terminal's capacity to provide empty containers at your disposal.



Yard Trucks

Our fleet of yard trucks move containers swiftly throughout the terminal.



Chassis

Strong and durable chassis secure container loads safely throughout their route.



Material Handling Equipment

Forklifts and hand pallet trucks within our warehousing areas provide safe, efficient and responsive cargo handling.

**WE'RE CONTINUOUSLY UPGRADING
AND EXPANDING OUR EQUIPMENT FLEET
TO MEET EVERY REQUIREMENT.**

THE RIGHT PLACE AT THE RIGHT TIME

WE'VE LEARNED THROUGH THE YEARS HOW TO MAKE GEOGRAPHY WORK FOR OURSELVES AND OUR CUSTOMERS. THE RESULT IS A PERFECTLY POSITIONED TRANSPORT HUB AT THE CENTER OF AN INTERMODAL NETWORK DESIGNED TO CONNECT CARRIERS, FREIGHT FORWARDERS, IMPORTERS AND EXPORTERS WITH THEIR CUSTOMERS OVERSEAS BY TRUCK, BARGE, CONTAINER AND BULK VESSEL.




OUR COMPETENCY IN PROVIDING PROMPT AND DEPENDABLE TERMINAL SERVICES FOR INTERNATIONAL VESSELS, and expedient barge shuttle services for export and import traffic, comes from overcoming the constraints of distance, topography, congestion and infrastructure to minimize the time and cost from origin to destination. Here at our prime location on the river and the Outer Ring Road, we're more than accessible – we make the world accessible.



THE SAHATHAI ALTERNATIVE

	MODE	DISTANCE TO LCB	CAPACITY	TRANSIT TIME
	TRUCK	120 km	2 TEUs	4 Hrs
	RAIL	120 km	60 TEUs	6 Hrs
	BARGE	82.2 km	42-180 TEUs	8-12 Hrs

REDUCING GREENHOUSE GASES



The gases that cause climate change are a major global concern, and alternative freight modes result in considerably lower emissions than overland modes such as heavy-duty trucks and rail.

MAKING GEOGRAPHY WORK FOR YOU

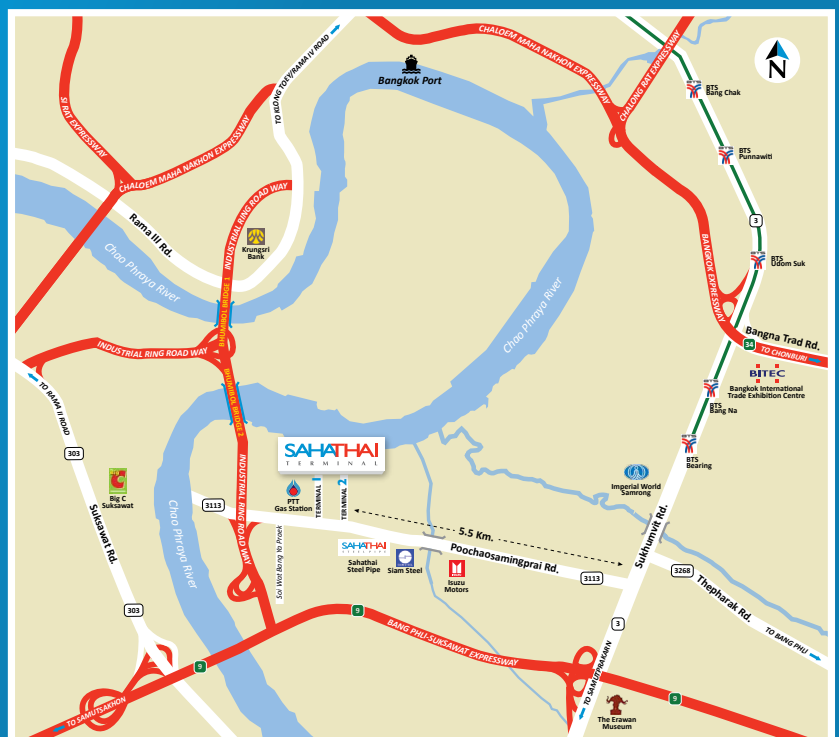
Established by the venerable **Sahathai Steel Pipe Public Co., Ltd.**, the strategically located Sahathai Terminal was designed to surmount geographic barriers to the capital city, the Eastern Seaboard, Asia and beyond.



CONNECT WITH US

WORKING WITH SAHATHAI TERMINAL ALLOWS CARRIERS, FORWARDERS, IMPORTERS AND EXPORTERS TO LEVERAGE AN IMPECCABLY POSITIONED RIVER PORT TERMINAL WITH A RANGE OF SAFE, RELIABLE TRANSPORT OPTIONS DESIGNED TO MAXIMIZE MOBILITY.

Add to this a seasoned team of experts armed with robust systems and a full suite of flexible end-to-end logistics services and the decision is as easy to reach as we are.





ALL THE RIGHT CONNECTIONS

SAHATHAI TERMINAL CO., LTD.

51/1 Moo 3, Poochaosamingprai Road, Tambon Bangyaprak
Prapradang, Samut Prakarn 10130 Thailand

Tel: +66 (0) 2386 8000 **Fax:** +66 (0) 2386 8008

www.sahathaiterminal.com

